



## PRODUCT DESCRIPTION

A high-performance exterior emulsion Formulated with advanced acrylic resins, this exterior emulsion delivers a smooth, elegant finish with long-lasting durability. It provides excellent weather protection, dirt resistance, and strong resistance to algae and fungal growth. Enhanced pigment technology offers superior heat reflection, helping reduce surface temperature and maintain exterior surfaces for longer.



### GREEN ADVANTAGES

Low odour

Low VOC

APEO free

Phthalate free

No added Mercury

No added Ammonia

No added Lead

No added Arsenic

No added chromium

No added Cadmium

## RECOMMENDED USAGE:

Naturelite Heather exterior emulsion is recommended to as finish coat on concrete, cement, gypsum, hard board and brick surface for exterior applications.

## PHYSICAL PARAMETERS:

Colour	: White
Finish	: silky smooth sheen
Coverage/ spread rate	: On normal masonry surface after brushing 160-180 ft <sup>2</sup> /L for 1 coat 80-90 ft <sup>2</sup> /L for 2 coats

Actual coverage may vary depends upon the application and surface conditions.



## DRYING TIME

Surface dry : 30minute

Full dry : 4 hours

Recoat interval : 4-6 hours

Stability of thinned paint : Use within 24 hours

The above results according to ASTM D 5895@ 25°C

VOC in grams : <5grams/L



## SHELF LIFE

36 months from the date of manufacturing, if it is stored under proper conditions and in its original container.

## Surface Preparation & Application Details

Surface preparation:

Ensure the substrate is clean and free from oil, grease or any other loosely held particles.

Priming:

After cleaning apply one coat Naturelite exterior primer as per the data sheet. Fill any cracks present with Naturlite Care Plus WP Crack Fill and smoothen the surface with Naturelite wallputty. Then apply second coat of Naturelite exterior wall primer. Light sand with emery 320 and make sure surface is free from dust.

## Application

Topcoat Application:

Apply two coats of Naturelite Heather exterior emulsion with recommended dilution in an interval of 4-6 hours using brush/roller/gun. An extra coat may be used if needed.

## WATER DILUTION DETAILS:



Recommended Water : Drinking water.

### Dilution ratio:






Spray gun – 35-40 % by volume.



Brush/roller – 30-35 % by volume.  
(Depends on weather conditions at workplace)

## Application Tools:

	Spray Gun	:	Recommended Nozzle size 1.5-1.8mm
	Roller	:	Recommended Type : Soft and smooth woolen roller.
	Brush	:	General / Normal type

## PACK SIZES:



## AVAILABLE COLOR SHADES:



Shades as per Naturelite Color Fandek.

## SPECIAL INSTRUCTIONS

- Surface temperature required during application must not be less than 10°C, the surface moisture should not exceed 8% and relative humidity at workplace not exceeds 70%.
- Early removal of stains will give best result. Degree of stain removal may vary depending on nature of stain.
- Remove stains with soft cloth or sponge soaked in soap solution. Then immediately wipe it with water to prevent spreading of stain.

## SAFETY PRECAUTIONS

During application of paint, contact of liquid paint with eyes, skin, inhalation of paint mist and paint vapour; should be strongly avoided. Keep away from reach of children. It is recommended to wear mask during sanding and surface preparation to avoid dust inhalation.

