



EMULSION PRIMER

EXTERIOR

PRODUCT DESCRIPTION

NATURELITE EXTERIOR EMULSION PRIMER is an excellent water based primer which is suitable for concrete, cement, gypsum and brick surfaces for exterior applications. Its innovative technology delivers excellent adhesion, high durability, excellent sealing, fast dry and good spreading rates. Its latest pigment technology ensures excellent weather resistance and outdoor durability. It has excellent adhesion and durability too.



GREEN ADVANTAGES

LOW ODOUR

LOW VOC

APEO FREE

PHTHALATES FREE

NO ADDED FORMALDEHYDE

NO ADDED LEAD

NO ADDED AMMONIA

NO ADDED ARSENIC

NO ADDED CHROMIUM

NO ADDED CADMIUM

RECOMMENDED USAGE:

Naturelite emulsion primer recommended to use as a primer coat on concrete, cement, gypsum, hard board and brick surfaces for exterior applications.

PHYSICAL PARAMETERS:

Finish	:	Mat Finish
Colour	:	Produced in White.
Coverage/Spread Rate	:	230-250 Sq.Feet / Liter/Coat @20 Micron DFT 115-125 Sq.Feet/Liter/Coat @ 40 Microns DFT

Actual Coverage may vary depends upon the application and surface conditions.




DRYING TIME


Surface Dry : 30 Minutes
 Full Dry : 2 Hour
 Recoating Interval : 4 Hours(Minimum)

The above results according to ASTM D5895@25°C
 Stability of Thinned Primer : Use within 24 Hours



 VOC in grams : <5 Grams/Ltr
 Dry Film Thickness

 Brush : 25-30 microns

 Roller: 35-40 Microns

SHELF LIFE



In sealed Container :



24 months in a dry, cool and well ventilated place.

Surface Preparation & Application Details

- All new surfaces must be cured at least for 30 days prior to surface preparation for paint applications.
- Remove old paint from surfaces completely.
Make sure the surface is clean, dry, free from dust, oil, grease, salt & mold.
- Apply single coat of Naturelite primer and wait for its drying time of 4-6 hours.
- Use Naturelite Wall Putty to the dents, pores and cracks for smoothening the surfaces and wait for 4-6 hours.
- Sand the surfaces using emery paper 180 and clean the surfaces from dust.
- Apply another coat of Naturelite primer and use Emery paper 320 and make sure the surface is free from dust.
- Surface temperature required during application must not be less than 10° c; the surface moisture should not exceed 8% and the relative humidity at work place not to exceed 70%.

WATER DILUTION DETAILS:





Recommended Water : Drinking water.

Dilution ratio:




Spray Gun : 15-30% by volume(Depends on weather conditions at work place).

Roller : 10-15% By volume. (Depends on weather conditions at work place).

PACK SIZES:

			
1 Ltr	4 Ltrs	10 Ltrs	20 Ltrs

Application Tools:

	Spray Gun	:	Recommended nozzle size :1.5-1.8mm
	Roller	:	Recommended Type : Soft and smooth woolen roller.
	Brush	:	General / Normal type

SAFETY PRECAUTIONS:

During application of paint, contact of liquid paint with eyes, skin, inhalation of paint mist and paint vapour, should be strongly avoided. When working with paint sufficient ventilation, forced ventilation should be provided. For spray application system, eye, skin, respiratory protection are always recommended. Keep away from the reach of children.

